



Iren, Gabric Molnar PhD

*Hungarians
in the multi-ethnic Vojvodina*

Prof. Irén Gábrity Molnár, PhD:

Contents:

- Demographical situation
- National proportions
- Educational statistics, lack of teachers
- Hungarians in higher education
- Plans and prospects
- Conclusions



Source:

The Scientific Association for Hungarology
Research (Subotica, Serbia)

www.mtt.org.rs

**Serbia
(population,
not including
Kosovo)**

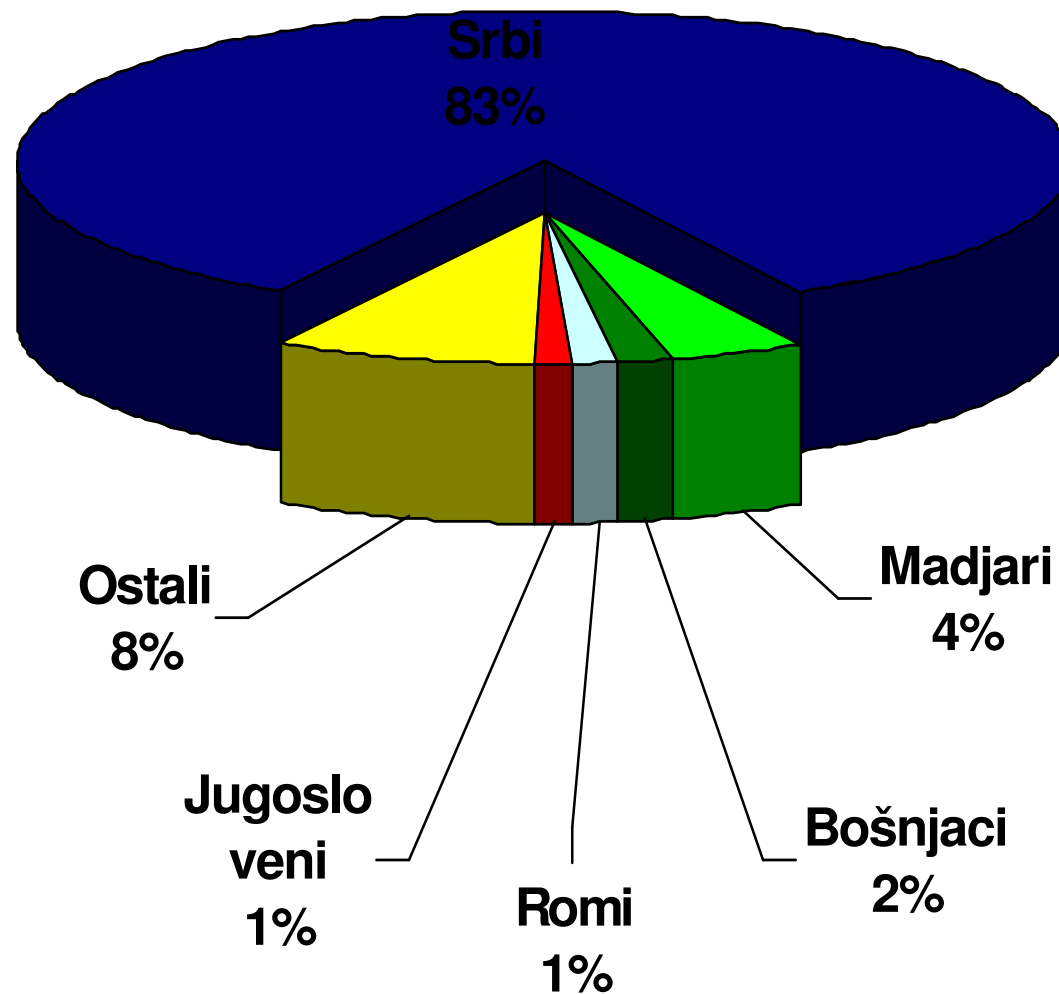


7 498 000 citizens

2 442 000 households

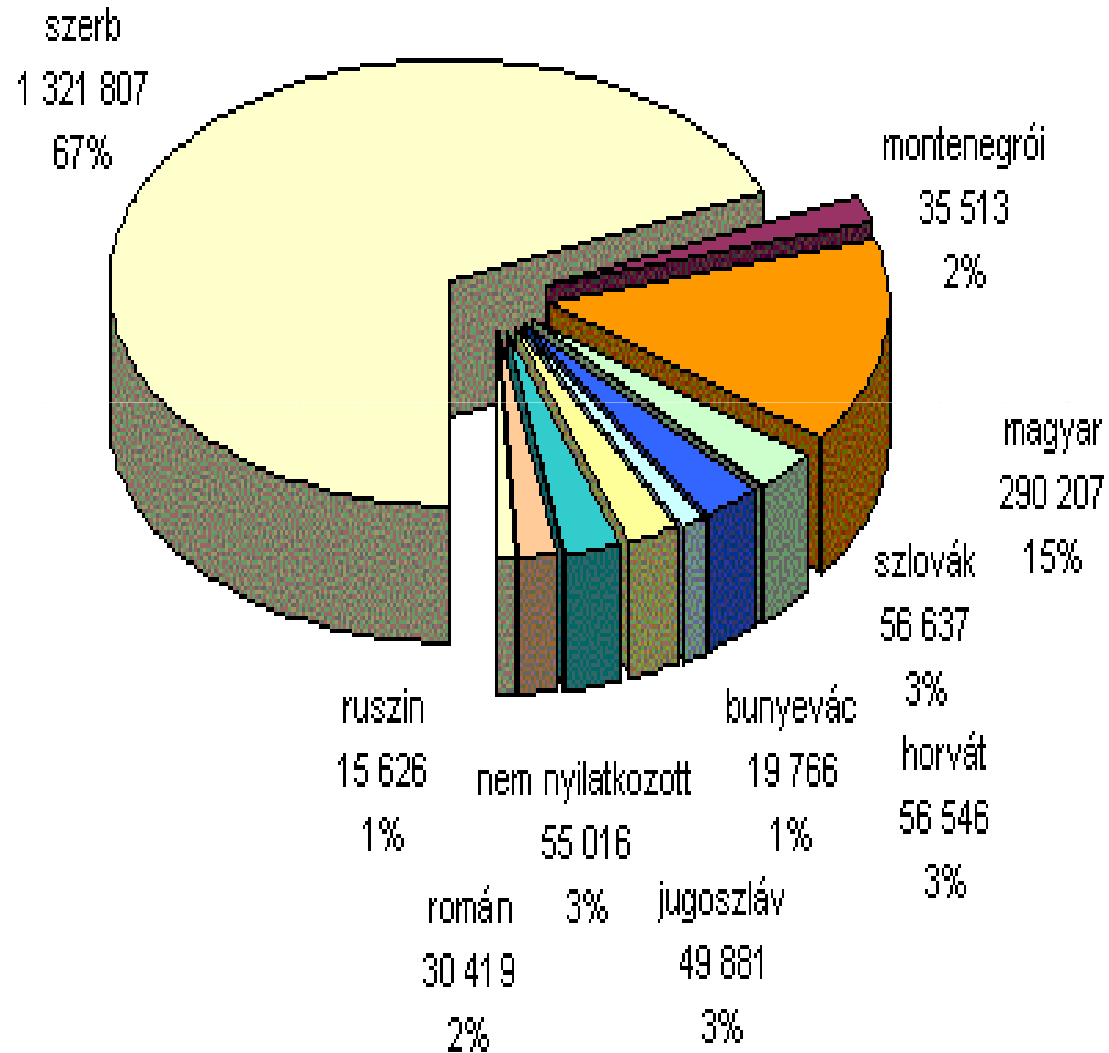
Ethnic distribution in Serbia (not including Kosovo) 2002

Serbs 83%
Other 8%
Hungarians 4%
Bosnians 2%
Yugoslavians (1%)
Romas (Gypsies) 1%



Ethnic distribution of Vojvodina, 2002 (2,013,889 total residents)

Serbian	1,321,807	67%
Hungarian	290,207	15%
Slovak	56,637	3%
Croat	56,546	3%
Yugoslavian	49,881	3%
Romanian	30,419	2%
Bunjevac	19,766	1%
Rusin	15,626	1%
No response	55,016	3%



Conclusion: There is a change in the population!

Serbs settle en masse, minorities emigrate

-Planned settlements (colonies) during Tito's rule: 180,000 Bosnian Serbs and Montenegrins

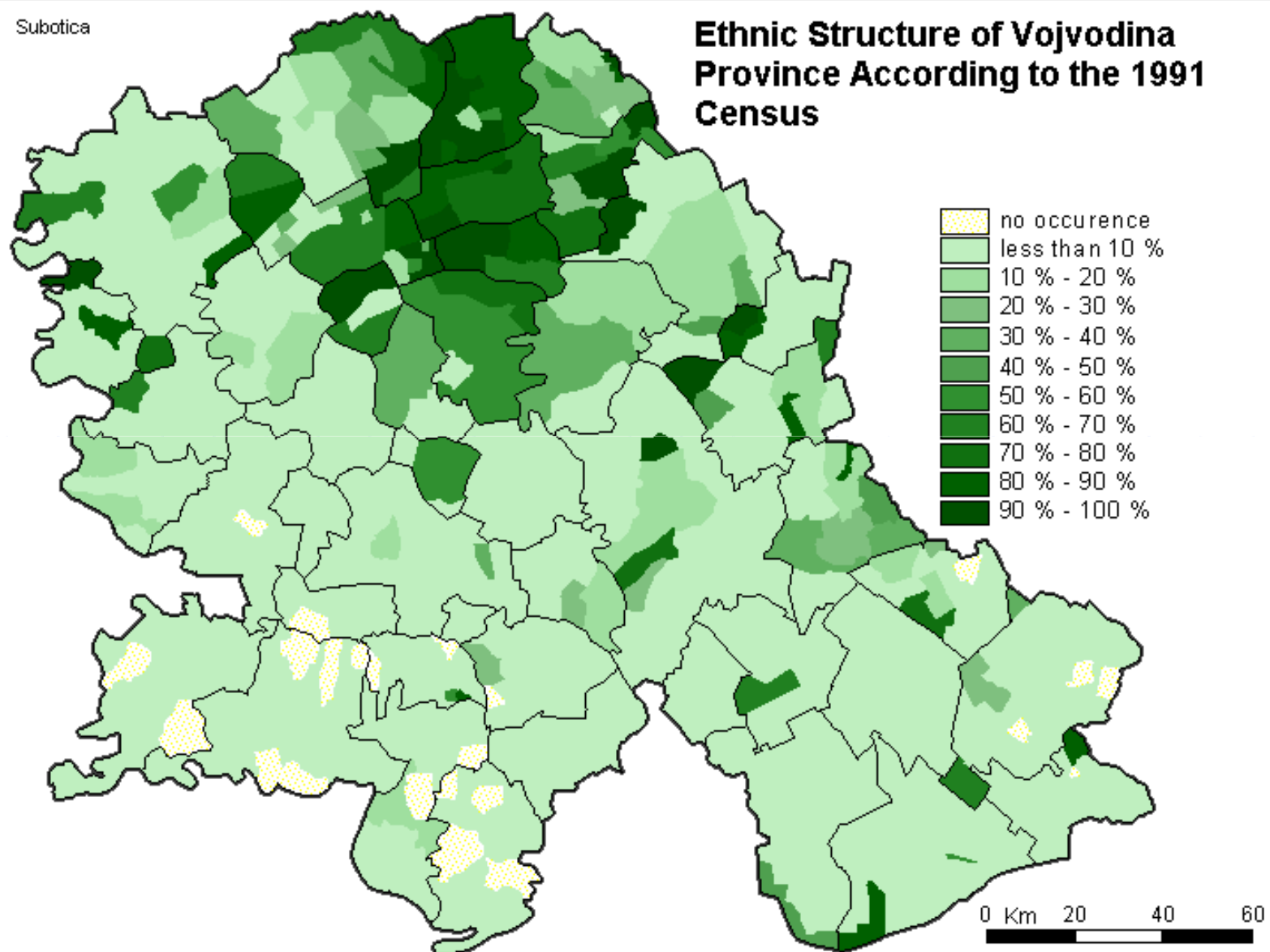
-During Milosevic, 3/4 of the refugees settled in south-western Backa and Srem: approximately 250,000 (13% of the population of Vojvodina)

Today, 2/3 of the population of Vojvodina are Serb nationals, of which approximately half are natives (autochthonous), while the other half are settlers with a different mindset (colonist, immigrant or refugee)

Territorial distribution of Hungarians in Vojvodina

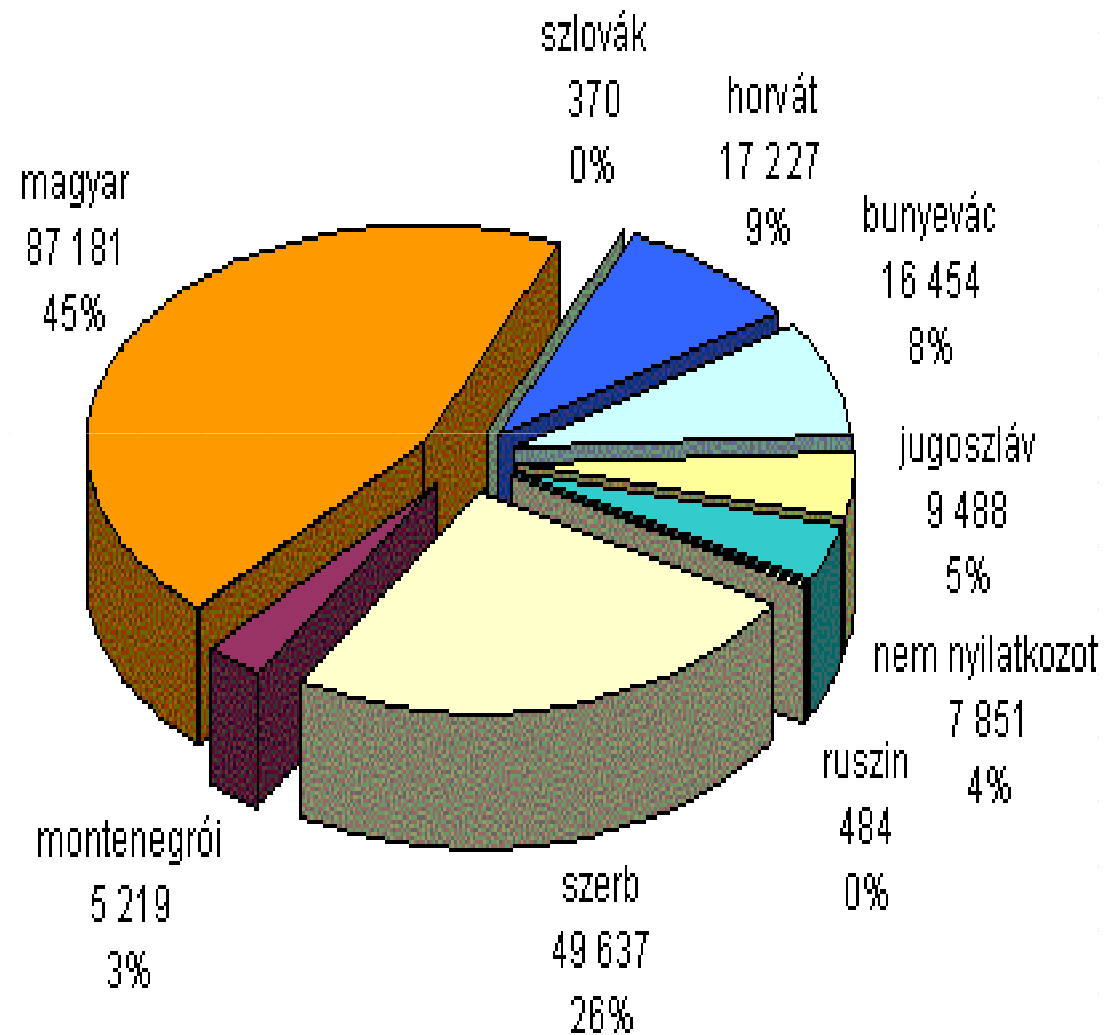
Subotica

Ethnic Structure of Vojvodina Province According to the 1991 Census



Ethnic distribution of northern Backa

Hungarian	87,181	45%
Serb	49,637	26%
Croat	17,227	9%
Bunjevac	16,454	8%
Yugoslav	9,488	5%
Montenegrin	5,219	3%
Rusin	484	0%
Slovak	370	0%
No response	7,851	4%




Hungarian population in Vojvodina

1900	<u>378 634</u>	Growing population Hungarians are 26% of Vojvodina's population
1961 (after 60 years)	<u>449 587</u> (+ 70 953)	Population starts to decrease 24% of Vojvodina's population
2002 (after 40 years)	<u>290 207</u> (- 159 380)	Rapid decrease 14.28% of Vojvodina's population

Causes of the decrease in Hungarian population (-50,000 during the '90's):

- 1) Low birth rate**
- 2) Emigration**
- 3) Assimilation**



Required:

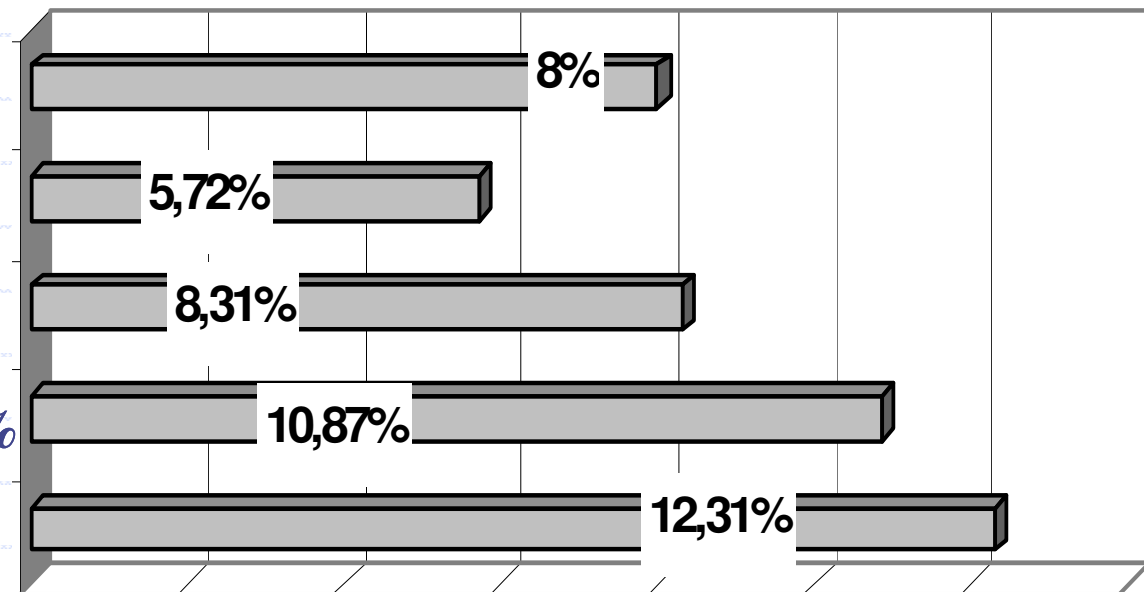
- Create a strategically plan for the preservation of
the Hungarian population**
- 1) Programs promoting staying in one's native land**
 - 2) Network of native-language schools**
 - 3) Social programs, ventures**

Distribution of Hungarian students among all students

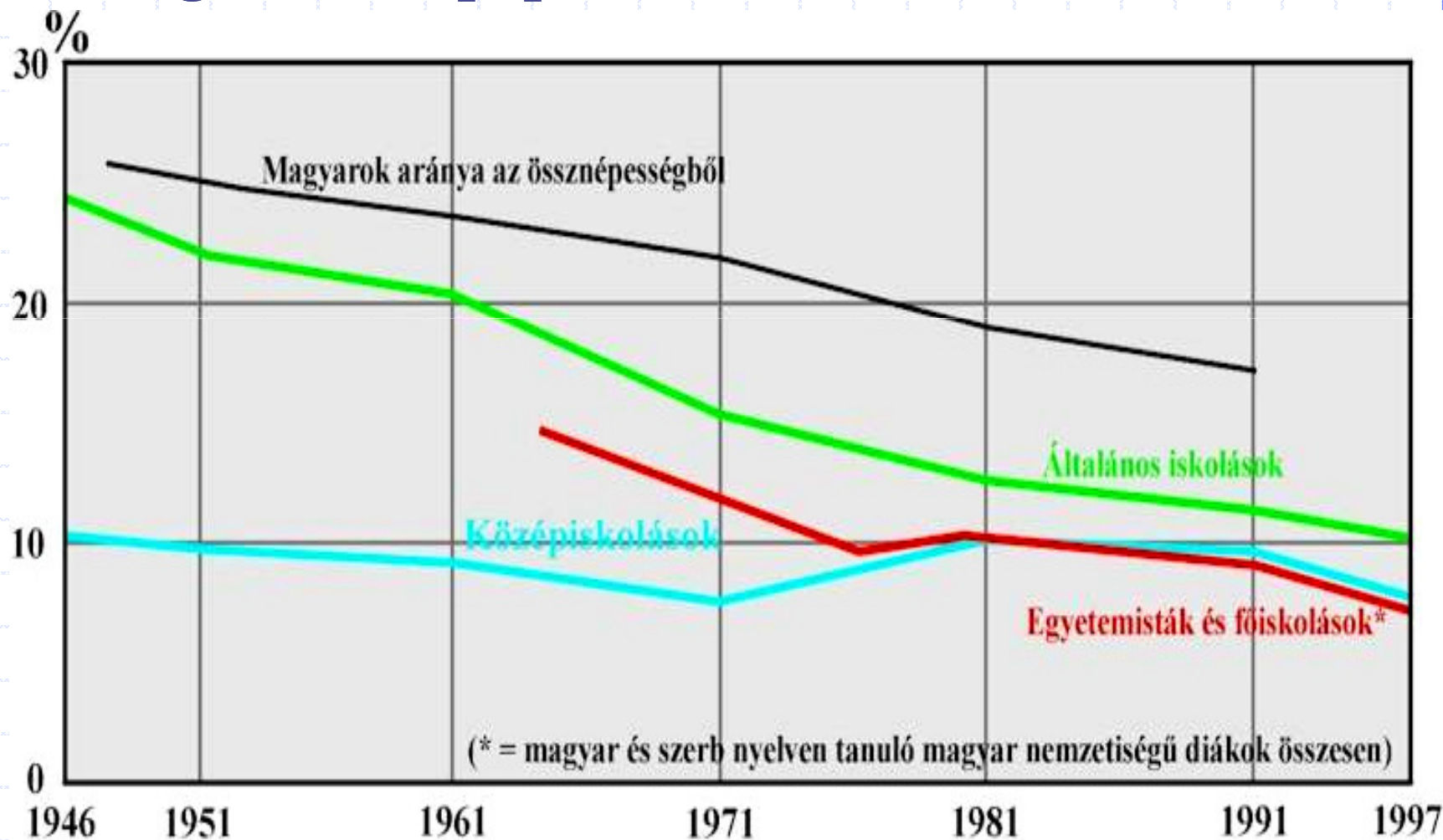
(Does not even reach the population distribution ratios)

magyar népesség aránya (14,28 %)

Postgraduate	8%
<u>University</u>	<u>5.72%</u>
College	8.31%
Secondary Education	10.87%
Primary Education	12.31%



Decline in Hungarian population and students in Vojvodina during the second half of the 20th century, as percentage of total population and students (1946-1997)

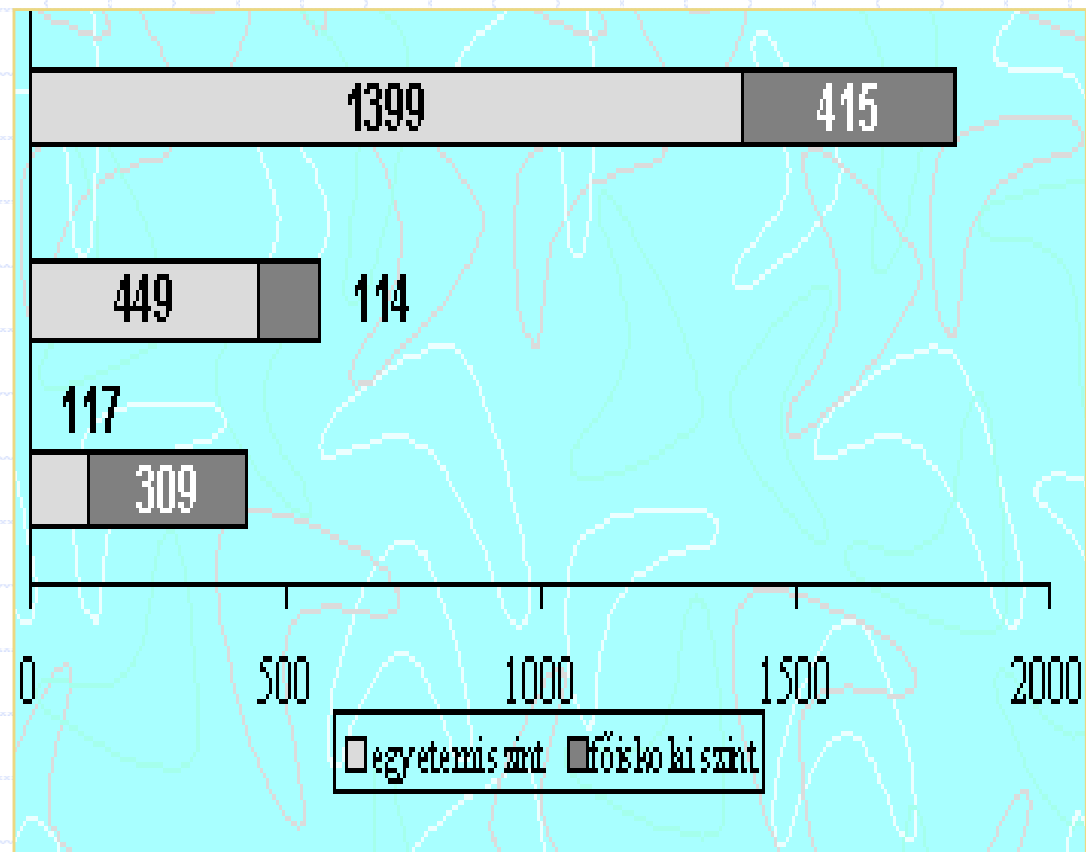


Language of higher education (Hungarian students - 2001)

Only Serbian 65%

Part-Hungarian 20%

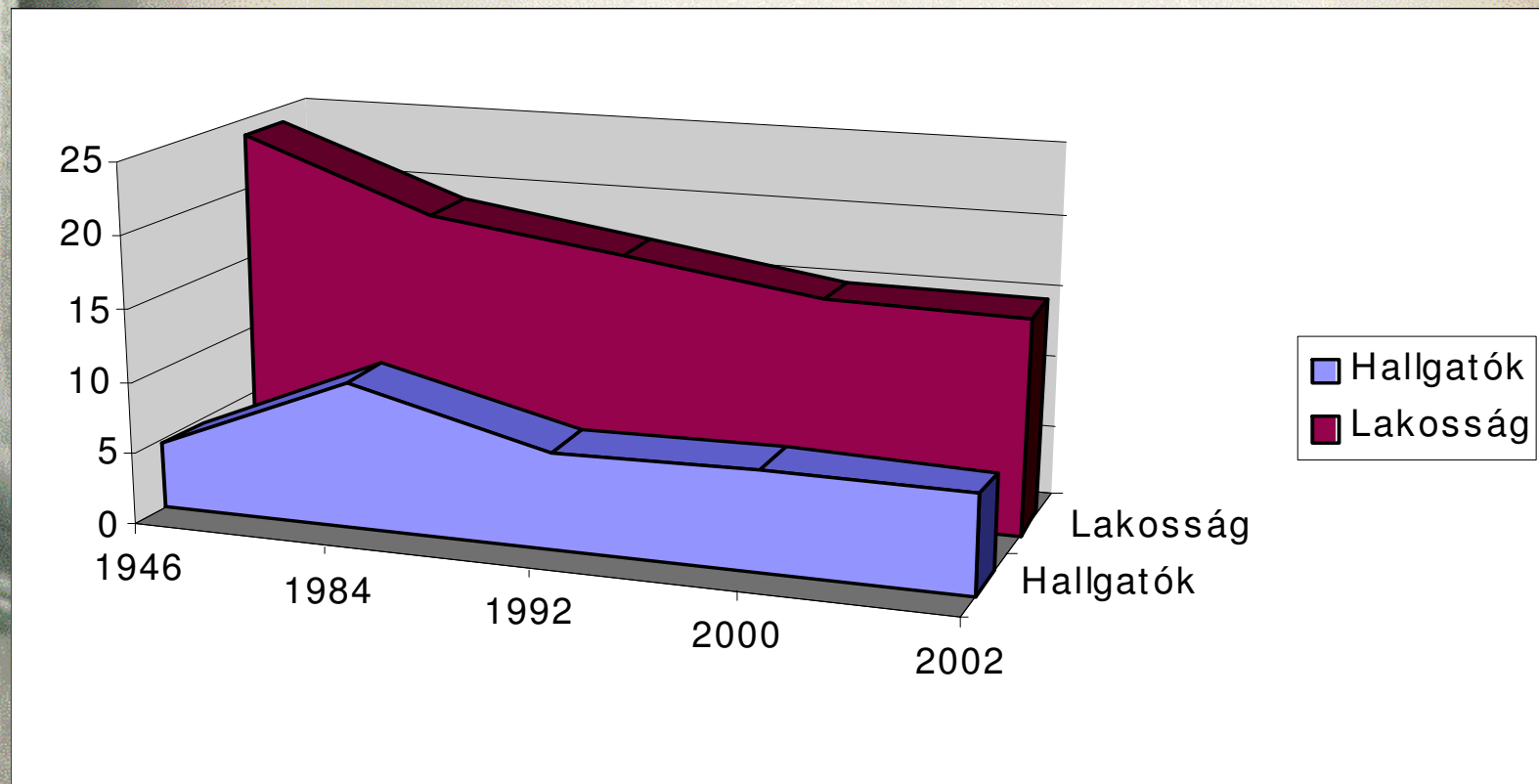
Hungarian-only 15%



Inequity of opportunities in the job market

The decline in minority students in higher education correlates with cultural gap

Vajdasági magyar lakosság / hallgatók száma :



Our Aspirations:

That ethnic Hungarians take part in education in proportion to their population

The Situation:

Professional training is inadequate and unsatisfactory due to the significant discrepancy between Hungarians' participation in education and their population ratio to the majority ethnicity

To Do:

Hungarian school network, with state support

Alleviate the shortage of educators on all levels

Higher quality and in-demand career paths



Stop the trend of young professionals leaving the area, caused by:

**1.) Learning abroad – emigration of the elite
(‘brain drain’)**

2.) Working abroad – economic emigration

Approximately 30% of university students in Vojvodina study in Hungary (approximately 1000 of 3500 students)

Only 20% of students who study abroad return to their homeland!

The Hungarian community in Vojvodina surrenders approximately 300 intellectuals with diplomas yearly!

There is no Hungarian-language higher education in Serbia! The language of study in higher education may be **Hungarian (Subotica)** if the Serbian Minister of Education grants the dean's special request, *but this is not supported financially, and the request must be renewed yearly!*

The alleviation of the Hungarian-language teacher shortage is of utmost importance!

Urgent institutional solutions (not supported by the Serbian Ministry of Education or the Novi Sad University): School of Education at an institution of higher education in Subotica Belgrade refuses to allow the requisite financial set-up; There is no training of educators, businessmen, doctors or jurists in Hungarian!

GOAL:


Equal opportunities in education and employment

Regional plan (2004):

Foundation of a multiethnic public university in Subotica

- No support from Belgrade

- Opposed by the University of Novi Sad!



The University of Subotica would serve the higher education needs of a multicultural region of about 500,000 people

- Serbian-, Hungarian-, Croat-, English language

Conclusion:

There has been a regression compared to the 1980's in:

- Hungarian-language public education**
- Dissemination of information in Hungarian**
- Hungarian-language judicial and civil proceedings**
- Multilingual public signage**
- Serbian election law does not include any positive discrimination on behalf of minorities at the national level**

Progress since 2000:

-Creation of the National Council of Hungarians in Vojvodina

Unresolved:

- Return of seized property to its rightful owner (farmers and churches)**
- Wholly native-language education, from kindergarten to university**



**The minorities want
equal opportunities in
their own homelands!**